



Rodillos


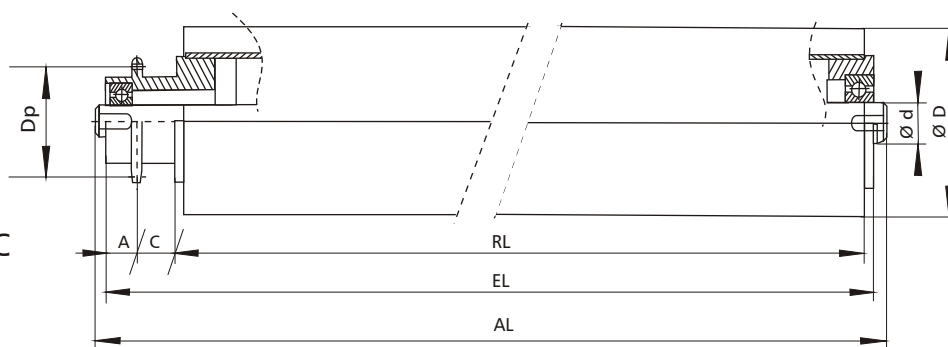
serie CX 5000.C



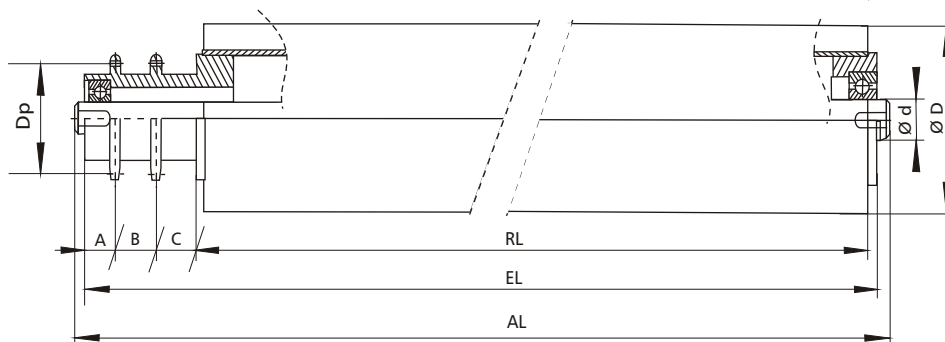
Rodillos serie CX 5000.C



Rodillo CX5000.C cuadrado con piñón simple



Rodillo CX5000.C cuadrado con piñón doble



PIÑÓN SIMPLE 3/8" - 1/2" - 5/8" CUADRADO

MODELO	Ø D	Ød	Nº DT	PASO	Dp	A	C	LONG. ROD.		AL		ACAB. EJE		RODM
								RL	EL	F	P	F	P	
CX5050.C	50x1,5	12	Z14	1/2"	57,1	11,5	18	400	RL+29,5	RL+39,5	RL+59,5	M08	10x08	6002
CX5060.C	60x1,5 60x2	15												
CX5080.C	80x2	17	Z15	5/8"	76,4	14	25	1200	RL+39	RL+49	RL+69	M10	10x12	6204
CX5089.C	89x3	20												6205
		25												6205

PIÑÓN DOBLE 3/8" - 1/2" - 5/8" CUADRADO

MODELO	Ø D	Ød	Nº DT	PASO	Dp	A	B	C	LONG. ROD.		AL		ACAB. EJE		RODM
									RL	EL	F	P	F	P	
CX5050.C	50x1,5	12	Z14	1/2"	57,1	11,5	21	18	300	RL+50,5	RL+60,5	RL+80,5	M08	10x08	6002
	50x1,5	15													
CX5060.C	60x1,5	15	Z15	5/8"	76,4	14	26	25	1200	RL+65	RL+75	RL+95	M10	10x12	6204
	60x2														
CX5080.C	80x2	17													
CX5089.C	89x3	20	6205												
		25	6205												

Acabado eje: F = Fijo Rosca Interior P = Plano

AEDA

●●● Conveyors

C/ Barcelona, 156
Teléfono: 93 544 51 27
www.aedaconveyors.com

08105 Sant Fost de C.(Barcelona)
Fax: 93 579 29 70
info@aedaconveyors.com